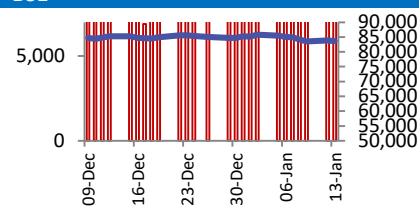
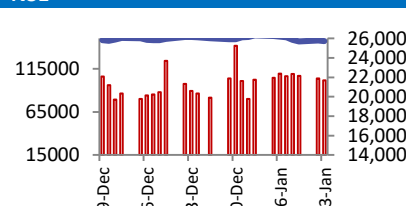


## BSE



Open	83671
High	84135
Low	83457
Close	83570
Change	188
Volume (Lacs)	9177
Turnover (Rs.inCr)	9869

## NSE



Open	25696
High	25874
Low	25662
Close	25694
Change	29
Volume(Lacs)	57420
Turnover(Rs.in Cr)	125067

World Markets	Current	Previous	Pt. Chg	Var(%)
Dow	49359	49442	(83)	-0.17%
Dow Futures	49207	49547	(340)	-0.69%
Nasdaq	23515	23530	(15)	-0.06%
FTSE	10235	10239	(4)	-0.04%
Nikkei	53413	53936	(523)	-0.97%
Hang Seng	26657	26845	(188)	-0.70%
Gift Nifty	25606	25739	(133)	-0.51%
Straits Singapore	4833	4849	(16)	-0.34%
South Korea	4893	4841	53	1.09%
Taiwan	31488	31409	79	0.25%
Shanghai	4107	4102	5	0.13%

Commodity Prices	Current	Previous	Pt. Chg	Var(%)
Copper (\$/MT)	12950	12803	147	1.1%
Alumin (\$/MT)	3155	3134	21	0.7%
Zinc (\$/MT)	3230	3209	21	0.7%
Brent Crude (\$/bbl)	64	64	0	0.1%
Gold (\$/Ounce)	4667	4596	71	1.5%
Silver (\$/Ounce)	93	90	3	3.6%
Light Crude (\$/bbl)	60	59	0	0.2%
N G (\$/mmbtu)	3	3	0	12.4%
Sugar (\$/MT)	428	418	10	2.4%
Rubber (Rs./kg)	191	190	1	0.3%
Baltic Dry Index	1567	1532	35	2.3%

Currency Exchange Rate	Current	Previous	Var(%)
Rs./ \$ rate	90.87	90.30	0.63%
Rs./ Euro	105.49	105.21	0.26%
Rs./Chinese Yuan	13.05	13.04	0.09%
Yen / \$ rate	157.86	158.12	-0.16%
\$ US/Euro	1.16	1.16	0.18%

Dollar Index	Current	Previous	Var(%)
Dollar Index	99.22	99.39	-0.17%

Support/ Resistance Levels for Today		
	Nifty	Bank Nifty Fut
Support 1	25570	59800
Support 2	25500	59600
Resistance	25870	60370

Securities in Ban For Trade	
SAIL	SAMMAANCAP

## Market Review

**US:** U.S. stocks ended nearly flat on Friday in a choppy session ahead of the long weekend, although all three major indexes posted losses for the week as fourth-quarter earnings season kicked off.

**Asia:** Most Asian stocks fell on Monday after U.S. President Donald Trump revived global fears of trade tariffs by imposing duties on several major European nations over Greenland.

**India:** Indian equity benchmarks gave up a considerable part of their intraday gains in the second half of the Friday session, driven by profit-taking in heavyweight stocks and cautious sentiment of investors ahead of key Nifty50 earnings. **Market is expected to open on a gap down note and likely to witness negative move during the day.**

**Global economy:** Global markets are facing volatility after President Donald Trump vowed to slap tariffs on eight European nations until the U.S. is allowed to buy Greenland, injecting fresh trade uncertainty as stocks slid and the dollar broadly weakened.

Powerchip Semiconductor Manufacturing Corp rose nearly 10% after U.S. memory chipmaker Micron Technology said it would buy a fabrication plant from the company. Micron Technology said it had signed a letter of intent to acquire Powerchip's P5 fabrication site in Tongluo, Miaoli County, Taiwan, for \$1.8 bn in cash.

A draft charter sent to about 60 countries by the U.S. administration calls for members to contribute \$1 bn in cash if they want their membership to last more than three years. The three-year membership term shall not apply to Member States that contribute more than USD \$1 Bn in cash funds to the Board of Peace within the first year of the Charter's entry into force.

**Commodities:** Oil prices saw little change. Iran's crackdown on protests eased concerns about a U.S. attack disrupting supplies. Brent crude traded at \$64.18 a barrel. U.S. West Texas Intermediate for February rose to \$59.52.

Gold and silver prices reached record highs as escalating U.S.-Europe trade tensions drove investors to safe-haven assets. President Trump's threat of new tariffs on European countries over Greenland prompted a broad risk-averse market move, with U.S. stock futures and the dollar sliding.

**Currency:** The dollar fell on Monday, as investors unnerved by U.S. President Donald Trump's latest tariff threats against Europe over Greenland piled into the safe-haven yen and Swiss franc, in a broad risk-averse move across markets.

### FII Derivative Transactions (Rs. Cr)

Contracts	Purchase		Sell		Net	Open Interest (OI)		OI (Previous day)		Change	
	Contract	Value	Contract	Value	Value	Contract	Value	Contract	Value	Contract	Value
Index Future	27112	4665	18353	3140	1525	234003	39405	234836	39489	(833)	(84)
Index Option	11491271	1931266	11389551	1914093	17173	2663076	447789	2361501	396439	301575	51350
Stock Future	444571	31161	435624	30876	285	6223393	420361	6219058	419146	4335	1215
Stock Option	676980	48982	679731	48965	17	782851	53728	730196	49735	52655	3993
<b>Total</b>	<b>12639934</b>	<b>2016074</b>	<b>12523259</b>	<b>1997074</b>	<b>19000</b>	<b>9903323</b>	<b>961283</b>	<b>9545591</b>	<b>904809</b>	<b>357732</b>	<b>56474</b>

FII All Activity-BBG (Rs Cr)	Buy	Sell	Net
8-Jan-26	11324	15034	(3710)
9-Jan-26	12001	15688	(3687)
12-Jan-26	9735	12843	(3108)
13-Jan-26	13454	13884	(430)
14-Jan-26	14616	18132	(3515)
<b>Month to date- Jan</b>	<b>113694</b>	<b>131655</b>	<b>(17961)</b>
FII (Prov.) (Rs Cr)	Buy	Sell	Net
9-Jan-26	11093	14863	(3769)
12-Jan-26	9072	12710	(3638)
13-Jan-26	11995	13495	(1500)
14-Jan-26	13121	17902	(4781)
16-Jan-26	20160	24506	(4346)
<b>Month to date-Jan</b>	<b>126451</b>	<b>152504</b>	<b>(26052)</b>
DII (Prov.) (Rs. Cr)	Buy	Sell	Net
9-Jan-26	18481	12885	5596
12-Jan-26	16986	11147	5839
13-Jan-26	15445	14263	1182
14-Jan-26	19930	14713	5217
16-Jan-26	19135	15200	3935
<b>Month to date-Jan</b>	<b>188251</b>	<b>154174</b>	<b>34077</b>
FII Debt - BBG (Rs. Cr)	Buy	Sell	Net
8-Jan-26	2417	3138	(721)
9-Jan-26	1296	1015	280
12-Jan-26	2839	1094	1745
13-Jan-26	3308	7338	(4030)
14-Jan-26	2270	2354	(84)
<b>Month to date- Jan</b>	<b>25139</b>	<b>25407</b>	<b>(268)</b>

Market Breadth	BSE		NSE	
	No.	%	No.	%
Advance	1875	43%	1468	43%
Decline	2359	54%	1852	54%
Unchanged	163	4%	93	3%

Market Turnover	16-Jan	14-Jan	Var (%)
BSE Cash	9869	7784	27%
NSE Cash	125067	109538	14%
NSE Futures	145622	111963	30%
NSE Options	26844818	12481030	115%
<b>Total (Rs.Cr)</b>	<b>27125376</b>	<b>12710315</b>	<b>113%</b>

Volatility Index	16-Jan	14-Jan
Volatility Index	11.37	11.32

Index PE - TTM	16-Jan	Yr. High	Yr. Low
Sensex	23.1	24.1	20.3
Nifty	22.4	23.0	19.6

### Corporate News

**RVNL emerged as L1 bidder for Rs 87.6 cr order from Southeastern Railway.** (NDTV)

**Ambuja Cements starts operations at 2.4 MTPA grinding unit in Rajasthan.** (NDTV)

**Vedanta Ltd. subsidiary ESL Steel has received 12.55 bn rupees (\$138 mn) in demand notices from the mining authority of India's eastern state of Odisha over "alleged" shortfalls in meeting production and dispatch targets,** the company says in an exchange filing.ESL is in the process of evaluating the Demand Notices and related computation and believes that the same are not sustainable on merits. ESL proposes to pursue appropriate legal remedies and seek stay over the Demand Notice. (NDTV)

**NTPC Green commenced 37.5 MW capacity of Bhuj solar project.** (NDTV)

### Economy

US Ambassador to India, Sergio Gor, concluded his 'successful' visit to Mumbai, **highlighting the growing partnership between India and the United States across trade, technology, education, energy and resilient supply chains.** (ET)

**New guidelines are in place for Indian missions abroad. The government aims to boost exports by diversifying markets.** These steps are crucial amid global economic uncertainties. Commercial representatives will manage trade barriers and conduct market research. The goal is to leverage free trade agreements and increase their utilization. (ET)

**Business confidence in India is soaring, reaching a five-quarter high.** Firms are optimistic about demand, profitability, and investment. GST rate cuts and festive spending are boosting sales. (ET)

### International

**Sphere Entertainment Co,plans to develop a smaller-scale version of the venue in Maryland, marking its second U.S. location as it looks to expand its immersive entertainment model.**The proposed venue would be the first Sphere to use a reduced-capacity design, with around 6,000 seats, compared with the roughly 17,500-seat flagship venue in Las Vegas. (Inv)

**Elon Musk said that Tesla Inc will restart work on developing the third generation of a custom-made supercomputer, Dojo,** which the company had used to train its artificial intelligence and self-driving software. (Inv)

Top 5 Nifty Gainers	16-Jan	14-Jan	Var(%)
INFY	1690	1600	5.6%
TECHM	1671	1589	5.2%
WIPRO	267	260	2.8%
TATACONSUM	1189	1171	1.5%
SHRIRAMFIN	995	981	1.5%
Top 5 Nifty Losers	16-Jan	14-Jan	Var(%)
ETERNAL	288	299	-3.9%
JIOFIN	279	287	-2.9%
CIPLA	1398	1435	-2.6%
HINDALCO	935	955	-2.2%
ASIANPAINT	2757	2814	-2.0%

BSE Index Watch	Last	1 day	1 wk	1 mth	1 yr
SENSEX	83570	0.2%	-0.7%	-1.6%	9.1%
MIDCAP	46186	0.2%	-1.2%	-0.8%	5.5%
SMLCAP	49702	-0.5%	-2.2%	-2.2%	-5.0%
AUTO	61313	-0.4%	-2.8%	-0.4%	19.1%
BANKEX	67964	1.2%	1.4%	2.8%	23.8%
Capital Goods	63952	-1.2%	-2.5%	-3.9%	-1.9%
FMCG	19071	-0.3%	-1.7%	-5.1%	-6.2%
Health Care	42858	-1.2%	-2.9%	-2.5%	0.5%
IT	37774	3.4%	2.7%	0.9%	-9.5%
METAL	38263	-0.5%	4.2%	9.8%	33.3%
Oil & Gas	27752	0.4%	2.3%	-0.6%	6.3%
Power	6285	-1.1%	-2.9%	-2.6%	-6.2%
Realty	6648	0.3%	-4.5%	-3.2%	-10.1%

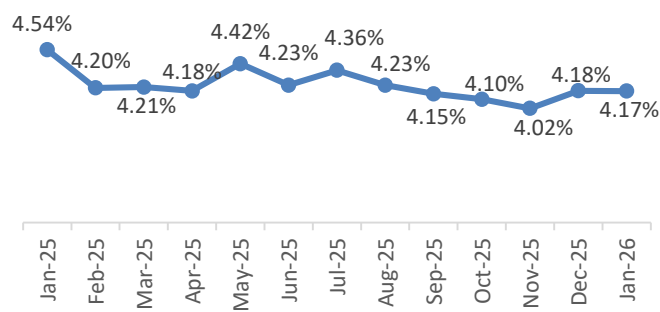
Margin Trading Disclosure (Rs. In Cr)	Last	1 day	1 wk	1 mth	3 mth
Op. Scripwise Outstanding	115505	0%	0%	4%	7%
Fresh Exposure	3546	7%	-15%	37%	-19%
Exposure liquidated	3336	19%	-10%	39%	11%
Closing Net scripwise outstanding	115716	0%	0%	4%	6%

NSE USD Futures	16-Jan	14-Jan	Var (%)
Jan Expiry (Rs./\$)	89.05	89.05	0.0%
Feb Expiry (Rs./\$)	89.97	89.97	0.0%
Total Turnover (Rs. Crore)	3403	1511	125%

Sectors	TTM PE
Auto	32.52
Auto Ancillary	41.64
Banking	15.07
Engineering	38.8
Cement	67.11
Diamonds & Jewellery	45.43
Housing Finance	23.62
Infrastructure & Const	28.51
Metals-Aluminium	26.03
Metal – Steel	18.54
Oil Expl.	11.43
Pharma	11.43
Power – Gen. Supp.	38.84
Information Tech.	29.01
Sugar	16.26
Telecom Serv. Prov.	37.88
Tyres	34.81

## US 10-Year Bond Yield

(Source: NBRR)



10 year G-Sec Yield	Current	Previous	Change
US	4.22%	4.22%	0 bps
Japan	2.25%	2.19%	6 bps
India	6.68%	6.65%	3 bps
UK	4.40%	4.39%	1 bps
Libor 3 Mths	4.85%	4.85%	(0) bps

Indian Eco Data	Current	Previous	Var(%)
Forex Reserve (US\$ in bn)	602	687	-12.4%
Inflation - WPI	0.83%	-0.32%	115 bps
Inflation - CPI	1.33%	0.71%	62 bps

India GDP	Q3FY25	Q2FY25	Var (%)
Growth	8.23%	7.81%	42 bps

Monetary Policy	Current	Previous	Change
Repo Rate	5.25%	5.50%	(25) bps
Reverse Repo Rate	3.35%	3.35%	0 bps
CRR	3.00%	3.75%	(75) bps
O/S Banking System Liquidity (Rs bn)	843	773	70.2

IIP Growth %	Nov-25	Nov-24	Apr-Nov
IIP	6.7	5.0	4.0
Capital Goods	10.4	8.9	5.6
Mining	8.0	5.5	4.9
Manufacturing	-1.5	4.4	-0.3
Electricity	5.4	1.9	2.5

### ADR Price Movement

Company	Price (US\$)	Volume	Previous Day Price	Volume	Variance (%)	No. of Share Per ADR	ADR Price (Rs.)	BSE Price	Variance (%)
Infosys Tech	18.63	12792904	18.82	19077861	-1.01%	1	1692.86	1689.80	0.2%
Wipro	2.75	13547343	2.97	5553588	-7.41%	1	249.89	267.45	-6.6%
Dr.Reddy's	12.92	1495975	13.09	1406992	-1.30%	1	1174.01	1175.50	-0.1%
ICICI Bank	30.87	6378295	30.82	8293952	0.16%	2	1402.54	1410.80	-0.6%
HDFC Bank	32.65	4782791	32.51	6726418	0.43%	3	988.94	931.10	6.2%

### GDR's (US\$)

	Prices	Prev. Close	Change	Var %
L&T	42.15	42.35	(0.2)	-0.5%
RIL	64.40	65.70	(1.3)	-2.0%
SBI	114.80	114.00	0.8	0.7%

US Economy Data	Current	Previous
Inflation (%) (YoY)	2.70%	2.70%
Unemployment (%)	4.40%	4.50%

Interest Rate (%)	Current	Previous
Fed Rate	3.75%	4.00%

US GDP	Q2CY25	Q1CY25
Growth (QoQ Annualized)	4.30%	3.80%

China Economy Data	Current	Previous
GDP	4.50%	4.80%
Inflation – CPI (%)	0.80%	0.70%

### Economic Calendar

	Date
Indian GDP Data	27 Feb
Indian Inflation Data CPI	12 Feb
Indian Inflation Data WPI	16 Feb
Indian Monetary Policy	27 Feb
India's Industrial Production (IIP)	28 Jan
US Inflation Data	11 Feb
US GDP	22 Jan
US Unemployment Data	06 Feb
US Fed Rate	29 Jan
China GDP	To be announced
China Inflation Data	11 Feb

### Event Update

Name	Date	Purpose
Bank Of Maharashtra	20-01-26	Rs.1.00 per share(10%)Interim Dividend
NLC India Ltd.	20-01-26	Rs.3.60 per share(36%)Interim Dividend
Angel One Ltd.	21-01-26	First Interim Dividend
United Van Der Horst Ltd.	22-01-26	Stock Split from Rs.5/- to Re.1/-
Havells India Ltd.	23-01-26	Interim Dividend
DCM Shriram Ltd.	24-01-26	Second Interim Dividend
United Spirits Ltd.	27-01-26	Interim Dividend



## Bulk Deal As On 16/01/26

BSE					
Security Code	Security Name	Client Name	Deal	Quantity	Price
539528	AAYUSH	NEO APEX VENTURE LLP	S	250062	41.52
539277	ALSTONE	DEVI TRADERS LLP	S	34261740	0.2
539277	ALSTONE	DEVI TRADERS LLP	B	31700000	0.2
538556	ARMAN	RANJAN KUMAR	B	26236	99.71
537069	ARNOLD	INT INFRASTRUCTURE PRIVATE LIMITED	S	300500	12.42
537069	ARNOLD	LAKSHMISHREE INVESTMENT & SECURITIES PRIVATE LIMITED	B	261047	12.4
544337	AVAX	ASHISH KUMAR AGRAWAL	B	8000	237.24
513642	AXELPOLY	PARAG HASMUKH DATTANI	S	80000	48
513642	AXELPOLY	TEJAL PARAG DATTANI	B	80000	48
540545	BGJL	NAND KISHORE JAIN	B	88515	43.34
532092	EPUJA	ARYA HOSPITALITY & MANAGEMENT PRIVATE LIMITED	B	460000	2.16
512443	GANONPRO	PANKAJ KUMAR	S	71000	14.72
512443	GANONPRO	SAHIL GUPTA	B	72196	14.72
543520	GLHRL	DHRUV SURESHKUMAR JANI	S	195000	22.26
530317	GODAVARI	TRADELINK EXIM INDIA PVT LTD	B	39217	98.88
531913	GOPAIST	HARSHIL DHARMESHBHAI THAKKAR	B	99500	7.52
531913	GOPAIST	MULTIPLIER SHARE & STOCK ADVISORS PRIVATE LIMITED	S	76656	7.52
544675	GTIL	MANSI SHARE AND STOCK BROKING PRIVATE LIMITED	B	160000	94.47
531979	HINDALUMI	NEO APEX VENTURE LLP	B	50000	125.9
542446	JONJUA	PUSHPA BHAJU	S	612898	6
526723	NTCIND	VISHAL SANJAY SURANA	B	91502	191.02
540386	ONTIC	AKALPYA CAPITAL ADVISORS LLP	S	1856418	1.64
540386	ONTIC	DEEPAL PRAVINBHAI SHAH HUF	B	2300000	1.64
543540	PGCRL	DIVYARAJ SINH NIRUBHA ZALA	B	14400	118
531768	POLYMED	SMALLCAP WORLD FUND INC	S	887064	1645
512591	PULSRIN	NIRAV DINESHBHAI CHAUDHARI	S	169317	2.58
512591	PULSRIN	NIRAV DINESHBHAI CHAUDHARI	B	1418026	2.57
544237	RAPID	IF INVESTMENT	B	19200	110.44
544552	RDGAIL	BHANSALI VALUE CREATIONS PRIVATE LIMITED	B	46800	106.79
543519	SFSL	HITESH KARNAWAT	S	22500	89.29
543519	SFSL	LALIT KUMAR KARNAWAT	S	16500	89.41
543519	SFSL	SHANTA MOTILAL BHUTADA	B	33000	88.95
500402	SPMLINFRA	KEDIA SECURITIES PRIVATE LTD	B	1498107	167
500402	SPMLINFRA	KEDIA SECURITIES PRIVATE LTD	B	1498107	167
500402	SPMLINFRA	SPML INDUSTRIES LIMITED	S	1498107	167
500402	SPMLINFRA	SPML INDUSTRIES LIMITED	S	1498107	167
539117	SUJALA	AKARSHIKA TRADERS LLP	S	75000	63.05
539117	SUJALA	ASTRON DEVELOPERS PRIVATE LIMITED	S	29164	62.84
539117	SUJALA	NIRAJ RAJNIKANT SHAH	S	89585	63.02
539117	SUJALA	SARVAGAY TEXTILE LLP	B	181269	63
526211	SURJIND	G.S.P.INTERNATIONAL / ARUN JAIN	B	123538	47.5
526211	SURJIND	SARITA JAIN	S	123538	47.5
530217	SWOJAS	ASTRON DEVELOPERS PRIVATE LIMITED	S	654601	10
530217	SWOJAS	HJS SECURITIES PRIVATE LIMITED	S	155067	10
530217	SWOJAS	SRRAR TEXTILES PRIVATE LIMITED	B	971241	10

NSE

Security Cod	Security Name	Client Name	Deal	Quantity	Price
AWHCL	Antony Waste Hdg Cell Ltd	THE MIRI STRATEGIC EMERGING MARKETS FUND LP	BUY	300000	536.97
AURIGROW	Auri Grow India Limited	NIRAV DINESHBHAI CHAUDHARI	SELL	16672248	0.64
AURIGROW	Auri Grow India Limited	RATHOD DIGVIJAYSINH RAJENDRASINH	BUY	11000000	0.64
BESTAGRO	Best Agrolife Limited	RAJ KUMAR	SELL	1500000	32.48
DEEPAKNTR	Deepak Nitrite Ltd	PI OPPORTUNITIES AIF V LLP	BUY	257566	1550
DEEPAKNTR	Deepak Nitrite Ltd	PIONEER INVESTMENT FUND	SELL	257566	1550
M&M	Mah & Mah Ltd.	PI OPPORTUNITIES AIF V LLP	BUY	163487	3666
M&M	Mah & Mah Ltd.	PIONEER INVESTMENT FUND	SELL	163487	3666
NEWJAISA	Newjaisa Technologies Ltd	KAPM VENTURES LLP	SELL	187500	18.16
OMFREIGHT	Om Freight Forwarders Ltd	CRAFT EMERGING MARKET FUND PCC- CITADEL CAPITAL FUND	SELL	436896	95.5
ONDOOR	On Door Concepts Limited	CHAUBARA EATS PRIVATE LIMITED	BUY	30000	112.64
ONDOOR	On Door Concepts Limited	NUVAMA WEALTH FINANCE LIMITED	SELL	54600	104.28
POLYMED	Poly Medicure Limited	SMALLCAP WORLD FUND INC	SELL	950000	1645
SBILIFE	SBI Life Insurance Co Ltd	PI OPPORTUNITIES AIF V LLP	BUY	240731	2075
SBILIFE	SBI Life Insurance Co Ltd	PIONEER INVESTMENT FUND	SELL	240731	2075
SOCL	Sundrex Oil Company Ltd	NEO APEX VENTURE LLP	SELL	72000	35.35

#### Disclosure:

Research Reports that are published by Nirmal Bang Securities Private Limited (hereinafter referred to as “NBSPL”) are for private circulation only. NBSPL is a registered Research Analyst under SEBI (Research Analyst) Regulations, 2014 having Registration no. INH000001766. NBSPL is also a registered Stock Broker with National Stock Exchange of India Limited, BSE Limited, Metropolitan Stock Exchange of India Limited, Multi Commodity Exchange of India Limited and , National Commodity and Derivative Exchange Limited in Capital Market , Equity and Commodities derivatives segments and Currency Derivatives Segment .

NBSPL has other business divisions with independent research teams separated by Chinese walls, and therefore may, at times, have different or contrary views on stocks and markets.

NBSPL or its associates have not been debarred / suspended by SEBI or any other regulatory authority for accessing / dealing in securities Market since last 20 years. NBSPL, its associates or analyst or his relatives do not hold any financial interest (Except Investment) in the subject company. NBSPL or its associates or Analyst do not have any conflict or material conflict of interest at the time of publication of the research report with the subject company. NBSPL or its associates or Analyst or his relatives may or may not hold beneficial ownership of 1% or more in the subject company at the end of the month immediately preceding the date of publication of this research report.

NBSPL or its associates / analyst has not received any compensation / managed or co-managed public offering of securities of the company covered by Analyst during the past twelve months. NBSPL or its associates have not received any compensation or other benefits from the company covered by Analyst or third party in connection with the research report. Analyst has not served as an officer, director or employee of Subject Company. NBSPL / analyst has not been engaged in market making activity of the subject company.

**Analyst Certification:** The research analysts and authors of these reports, hereby certify that the views expressed in this research report accurately reflects my/our personal views about the subject securities, issuers, products, sectors or industries. It is also certified that no part of the compensation of the analyst(s) was, is, or will be directly or indirectly related to the inclusion of specific recommendations or views in this research. The analyst(s) principally responsible for the preparation of this research report and has taken reasonable care to achieve and maintain independence and objectivity in making any recommendations.

**Disclaimer:**

The Research Report is for the personal information of the authorized recipient and does not construe to be any investment, legal or taxation advice. NBSPL is not soliciting any action based upon it. Nothing in the research report shall be construed as a solicitation to buy or sell any security or product, or to engage in or refrain from engaging in any such transaction. In preparing the research report, we did not take into account the investment objectives, financial situation and particular needs of the reader.

The research report has been prepared for the general use of the clients of NBSPL and must not be copied, either in whole or in part, or distributed or redistributed to any other person in any form. If you are not the intended recipient you must not use or disclose the information in the research report in any way. Though disseminated to all the customers simultaneously, not all customers may receive the research report at the same time. NBSPL will not treat recipients as customers by virtue of their receiving the research report. The research report is not directed or intended for distribution to or use by any person or entity resident in a state, country or any jurisdiction, where such distribution, publication, availability or use would be contrary to law, regulation or which would subject NBSPL & its group companies to registration or licensing requirements within such jurisdictions.

The report is based on the information obtained from sources believed to be reliable, but we do not make any representation or warranty that it is accurate, complete or up-to-date and it should not be relied upon as such. We accept no obligation to correct or update the information or opinions in it. NBSPL or any of its affiliates or employees shall not be in any way responsible for any loss or damage that may arise to any person from any inadvertent error in the information contained in the research report. NBSPL or any of its affiliates or employees do not provide, at any time, any express or implied warranty of any kind, regarding any matter pertaining to this report, including without limitation the implied warranties of merchantability, fitness for a particular purpose, and non-infringement. The recipients of the research report should rely on their own investigations.

This information is subject to change without any prior notice. NBSPL reserves its absolute discretion and right to make or refrain from making modifications and alterations to this statement from time to time. Nevertheless, NBSPL is committed to providing independent and transparent recommendations to its clients, and would be happy to provide information in response to specific client queries.

Before making an investment decision on the basis of research report, the reader needs to consider, with or without the assistance of an adviser, whether the advice is appropriate in light of their particular investment needs, objectives and financial circumstances. There are risks involved in securities trading. The price of securities can and does fluctuate, and an individual security may even become valueless. International investors are reminded of the additional risks inherent in international investments, such as currency fluctuations and international stock market or economic conditions, which may adversely affect the value of the investment. Opinions expressed are subject to change without any notice. Neither the company nor the director or the employees of NBSPL accept any liability whatsoever for any direct, indirect, consequential or other loss arising from any use of the research report and/or further communication in relation to the research report. Here it may be noted that neither NBSPL, nor its directors, employees, agents or representatives shall be liable for any damages whether direct or indirect, incidental, special or consequential including lost revenue or lost profit that may arise from or in connection with the use of the information contained in the research report.

Copyright of this document vests exclusively with NBSPL.

Our reports are also available on our website

Registration granted by SEBI and certification from NISM in no way guarantee performance of NBSPL or provide any assurance of returns to investors.

**Nirmal Bang Research (Division of Nirmal Bang Securities Pvt. Ltd.)**

B-2, 301/302, Marathon Innova,  
Opp. Peninsula Corporate Park  
Off. Ganpatrao Kadam Marg  
Lower Parel(W), Mumbai-400013  
Board No. : 91 22 6723 8000/8001  
Fax. : 022 6723 8010